
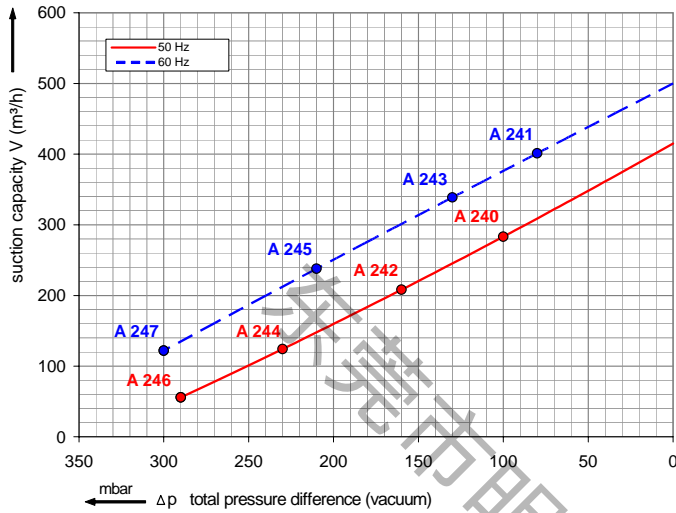


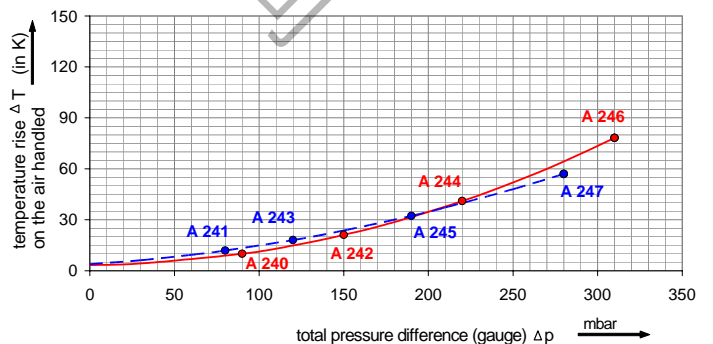
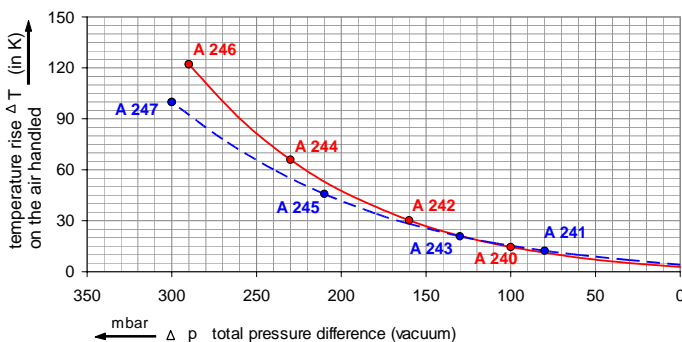
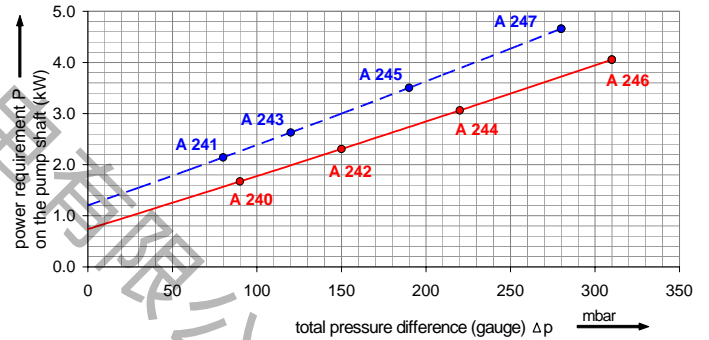
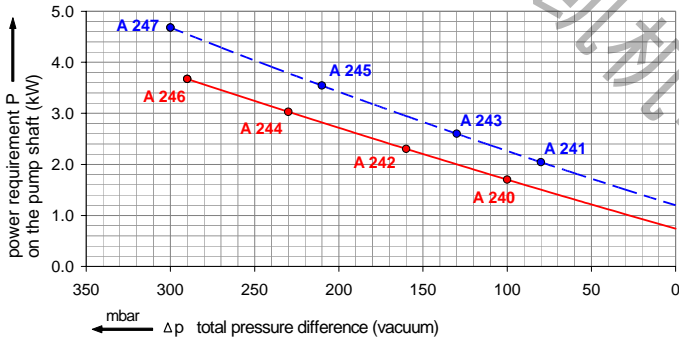
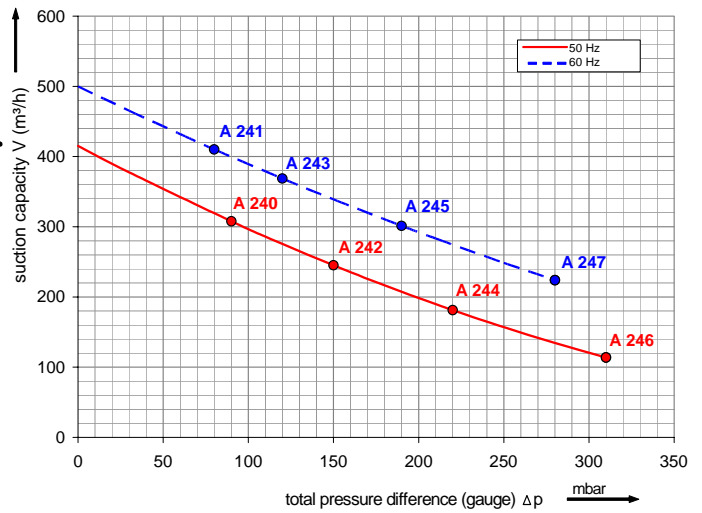
## Data sheet 2MV 730



真空性能参数曲线图



压缩性能参数曲线图



性能曲线基于温度为15°C、大气压为1013毫巴的空气，公差为+/- 10%。  
总压差适用于最高25°C的吸入温度和环境温度。

每种2MV型都可以在规定的总性能曲线范围内作为真空泵和压缩机连续运行。


选型订购参数

Type 2MV 730

Curve No.	Order No.	Fre-quency	Rated power	Input voltage		Input current		Permissible total differential pressure )		Sound pressure level )	Weight ca.
								Vacuum	Compressor		
		Hz	kW	V		A	mbar	mbar	dB(A)	kg	

3- 50/60 Hz IP55 isulation material class F )

A 240	2MV 730 H06	50	1.6	200D ... 240D	345Y ... 415Y	8.5D	4.9Y	-100	100	70	29
A 241	2MV 730 H06	60	2.1	220D ... 275D	380Y ... 480Y	8.8D	5.1Y	-110	100	73	29
A 242	2MV 730 H16	50	2.2	200D ... 240D	345Y ... 415Y	9.7D	5.6Y	-180	170	70	32
A 243	2MV 730 H16	60	2.55	220D ... 275D	380Y ... 480Y	10.3D	6.0Y	-160	150	73	32
A 244	2MV 730 H26	50	3.0	200D ... 240D	345Y ... 415Y	12.5D	7.2Y	-220	200	70	37
A 245	2MV 730 H26	60	3.45	220D ... 275D	380Y ... 480Y	12.6D	7.3Y	-200	170	73	37
A 246	2MV 730 H37	50	4.0	345D ... 415D		9.5D	5.5Y	-260	290	70	43
A 247	2MV 730 H37	60	4.6	380D ... 480D		9.5D	5.5Y	-260	260	73	43



Other voltage ranges

2MV 730  .

50Hz	60Hz	
3-		
185...225 V D / 320...390 V Y	200...240 V D / 345...415 V Y	H 1
200...240 V D / 345...415 V Y	220...275 V D / 380...480 V Y	H 6
345...415 V D	380...480 V D	H 7
500 V D	575 V D	C 5

Further voltage range on request; please quote in plain text.

电机是根据DIN EN 60 034 / DIN IEC 34-1和温度等级f设计的 对于三相电机，固定电压的公差为+/- 10%，电压范围的公差为+/- 5%。单相电机的设计公差为+/- 5%。如果只有90%的最大允许压力用于连续运行，那么允许电压范围增加到+/- 10%。